

Reports

We produce a variety of reports to present new insights, document our analytical methods, and evaluate the results of programmes and projects.

What about the menz?

May 2022



In 2018-19, the Social Wellbeing Agency worked with The Southern Initiative to explore the benefits of combining data, science, and lived experience – specifically looking at contributing to child, youth and family wellbeing in South Auckland. With this work, we wanted to better understand the conditions of prolonged cumulative stress South Auckland whānau were experiencing around the birth of a child, and identify what might help keep whanau strong and resilient.

[We published a case study summarising those findings here](#) .

In 2021, with The Southern Initiative, we carried out further analysis looking at a cohort of 53,000 new fathers. We investigated how income and occupation affected people's ability to take time off – as indicated by dips in income around the time of birth. We also estimated how many dads were eligible for parental leave when their baby is born, measured by their length of attachment to their main employer.

The key findings are:


- Income 'dips' in general appear to be a sign of being able to afford time off work.
- High income dads can afford to take the most unpaid time off around a baby's birth.
- The very lowest income dads are motivated to enter the workforce to start earning more money around the time of birth – they don't have 'dips' and their income only increases from point of birth.
- Low-to-middle income dads try to earn more in the leadup to birth, to be able to afford to take unpaid time off around baby's arrival, but return to work fairly quickly.
- Māori and Pasifika dads, despite low average income, don't follow the pattern of returning to work quickly on average.
- There are some signs that Māori dads in the most precarious occupational groups are more likely to 'work through' the birth month.

The work has been shared with relevant government agencies, and

[The Southern Initiative have published the report here.](#) The views and recommendations in the report are those of The Southern Initiative.

Updated analysis on COVID-19 vaccine uptake for disabled people

May 2022



The Social Wellbeing Agency has completed updated analysis of COVID-19 vaccination uptake for disabled people, working with the Ministry of Health and in consultation with the Office for Disability Issues on various pieces of data analysis since November 2021.

The analysis shows disabled people have high rates of at least one dose of the vaccine, higher than those who are non-disabled. Māori and Pacific disabled communities are leading the charge by having significantly higher vaccination rates than Māori and Pacific non-disabled people.

This analysis builds on work published earlier this year, and shows a continued increase in the rate of COVID-19 vaccination in the disabled community.

The *Vaccine uptake analysis* contains detailed findings and trends as of 1 March 2022.

The *Information Sheet* contains a summary of findings as of 29 March 2022. The trends identified are the same as in the *Analysis*, but we have updated the data to reflect latest information.

A precursor to this work, analysing the uptake of childhood vaccinations, [is available here](#).

Links/PDF

[Vaccine uptake analysis of disabled population aged 12 and over as of 1 March 2022 \[DOCX, 1.3 MB\]](#) (Word doc)

[Updated analysis: COVID-19 vaccine uptake by disabled people \[PDF, 219 KB\]](#) (Information sheet)

Analysis on the uptake of childhood vaccinations

May 2022



In late 2021, the Social Wellbeing Agency undertook research to identify potential barriers to [uptake of the COVID-19 vaccination](#). To do so, we needed to build and test analytical models. We analysed data on the uptake of childhood vaccinations as a proof of concept. This analysis can be used to identify those who may experience barriers to having their children vaccinated on time, so agencies can look to address those and ensure tamariki are protected from preventable illnesses.

PDF

[Analysis on the uptake of childhood vaccinations \[PDF, 414 KB\]](#)

Case study: Community-led support in response to COVID-19

May 2022



[PDF, 469 KB] South Seas Healthcare Trust is Otago's largest Pacific health provider, delivering a range of clinic, community and social services in South Auckland. The Pacific community was disproportionately impacted in the COVID-19 Delta outbreak in 2021, and South Seas leaders realised that while there were a lot of service and support responses to COVID-19, not many were youth-led. They wanted their response to supporting young people to be *by youth for youth*. Thanks to the South Seas team for sharing their story with us in this case study.

PDF

[South Seas case study \[PDF, 469 KB\]](#)

Working with Tokona Te Raki to identify stepping stones to success for rangatahi Māori

April 2022



In 2020-2021 the Social Wellbeing Agency worked with Tokona Te Raki, a collaborative led by Ngāi Tahu to increase Māori participation, success and progression in education and employment outcomes. We participated in joint mixed methods research (which uses both quantitative and qualitative research) to identify the most important boosters, barriers, and levers to help young Māori succeed.

Our work involved:

- Helping identify measures for analysis, including quantitative Integrated Data Infrastructure (IDI) analysis and qualitative interviews with focus groups
- Developing a tool within the IDI to represent timelines of critical events in the lives of rangatahi Māori

Tokona Te Raki has now published its [report](#) about the project. The views and recommendations in the report are those of Tokona Te Raki.

Patterns across debt and debtors to government (PDFs)

February 2022



The Social Wellbeing Agency, working with the Department Of Prime Minister and Cabinet's Child Poverty Unit, has completed an analysis of debt owed to the government. Using the Integrated Data Infrastructure (IDI) we investigated groups of people that hold debt to the Ministry of Social Development, Ministry of Justice, and Inland Revenue, or to two or all of these agencies. This analysis has informed advice from the cross-sector group of government agencies on an ongoing work programme.

The working paper uses data from 2018 and focused on debt to the Ministry of Social Development and Inland Revenue.

The research report builds on this previous analysis and uses debt records through to September 2020. It identifies connections between debt to Inland Revenue, the Ministry of Social Development, and the Ministry of Justice, and is aimed at filling gaps in understanding about the nature and characteristics of debt and debtors.

Links/PDF

[Patterns across debt and debtors to government \[PDF, 772 KB\]](#)

[Understanding debt and debtors to government \[PDF, 722 KB\]](#)

COVID-19 vaccine uptake for disabled people - Vaccine analysis (PDF)

December 2021 (some text updated April 2022, data remains the same)



The Ministry of Health asked the Social Wellbeing Agency look at the take up of vaccinations for disabled people using the Integrated Data Infrastructure (IDI). This required us firstly to create a disability indicator. This is because when people are vaccinated, only information necessary to match their vaccination to their health record is collected, like their name and date of birth. People are not asked whether they are disabled. Using this new indicator, we then matched COVID-19 vaccine data with information in the IDI. Through this anonymised research, we can tell how many disabled people have been vaccinated and identify groups who may need extra support, thereby helping the Ministry of Health with its vaccine rollout.

Links/PDF

[Vaccine-analysis-info-sheet-final-version-15-Dec.pdf \[PDF, 209 KB\]](#)

[COVID-19 vaccine uptake for disabled people - graphs of disabled vaccination update \(PDF\) \[PDF, 518 KB\]](#)

[COVID-19 vaccine uptake for disabled people - Vaccine analysis \(Word\) \[DOCX, 111 KB\]](#)

Implementing pay equity for social services

July 2021



Description

Ministers commissioned the Social Wellbeing Agency to identify the challenges of funding and implementing pay equity across the 'funded sector' and to identify potential sustainable solutions. The funded sector captures organisations sitting outside of the State sector which receive government funding to deliver social services.


This report summarises our findings and was informed by research we commissioned from FrankAdvice.

Link/PDF

[Implementing pay equity for social services \[PDF, 592 KB\]](#)

Understanding service use at a local level

April 2021



Description


This project investigates how the local experience of a service may differ from nationally reported figures. We focused on the B4 School Check – a free health and development check available to four-year olds – using a geographic lens and describing the children and their families missing out on the B4SC at the local area level. This report provides an overview of the project and highlights the key high-level findings.

Link/PDF

[Understanding service use at a local level \[PDF, 684 KB\]](#)

Short Report: Social Isolation, Loneliness and COVID-19

April 2020



Description

This short report presents key insights about those at risk of social isolation and loneliness from a literature review and descriptive analysis of the 2018 New Zealand General Social Survey. Specifically, insights are drawn about the effects this risk has on wellbeing and the likely impact of the COVID-19 Lockdown. This report is for government and non-government decision makers, researchers and evaluators, and others with an interest in the topic. The aim of is to add to the growing evidence base on the impacts of COVID-19.

The key insights are:

- The COVID-19 pandemic will likely increase social isolation and loneliness, and increase inequalities in these outcomes.
- Social isolation and loneliness are different things, but they are both associated with poor health and wellbeing.
- Being isolated or feeling lonely in childhood can have an enduring influence on health and wellbeing.
- Access to digital connections have become crucial for maintaining social connection and accessing wellbeing resources, but not everyone has access.


Note: This is a working paper.

Link/PDF

[Short Report: Social Isolation, Loneliness and COVID-19 \[PDF, 1 MB\]](#)

Initial specifications for a short form wellbeing outcomes survey

April 2020



Description

This scoping paper was a preliminary desk-based exercise completed in 2019. It was prepared as the basis for consultation and possible development of a short wellbeing survey for small organisations. We are publishing it in 2020 because some found it useful to help data collection relating to Covid-19.

Note: This is a working paper.

Link/PDF

[Initial specifications for a short form wellbeing outcomes survey \[PDF, 673 KB\]](#)

Implementation and emerging outcomes evaluation of the Place-Based Initiatives

March 2020



Description

The purpose of the Place-Based Initiatives (PBI) model is to improve outcomes for at-risk children and their whānau by shifting collective decision-making and discretion to the local level. In 2016, Cabinet selected three PBI sites: Manaaki Tairāwhiti, South Auckland Social Wellbeing Board, and Kāinga Ora in Te Tai Tokerau. Kāinga Ora was disestablished in 2019. This report qualitatively evaluates the implementation and emerging outcomes of the PBIs.


Link/PDF

[Implementation and emerging outcomes evaluation of the Place-Based Initiatives \[PDF, 3.6 MB\]](#)

[\[Related\] PBI Success Framework Toolkit](#)

Towards better social sector decision making and practice - A social wellbeing approach

February 2020



Description

The Social Wellbeing Agency partnered with The Southern Initiative to explore the benefits of combining data, science, and lived experience – specifically looking at contributing to child, youth and family wellbeing in South Auckland. With this work, we wanted to better understand the conditions of prolonged cumulative stress South Auckland whānau were experiencing around the birth of a child, and identify what might help keep whanau strong and resilient.


Link/PDF

[Toward better social sector decision making and practice \[PDF, 2.2 MB\]](#)

[Quick guide \[PDF, 439 KB\]](#)

Measuring the impact of social housing placement on wellbeing

October 2019



Description

We explore the impact of social housing on people's wellbeing and find that generally people's housing conditions and overall sense of life satisfaction improve as they move into social housing. This analysis builds upon our [earlier exploratory work \[PDF, 1.3 MB\]](#) by adding an extra year of survey data and by improving the rate at which administrative records are successfully linked to survey responses. Wellbeing outcomes for people before and after placement in social housing are then assessed.

Link/PDF

[Measuring the impact of social housing placement on wellbeing \[PDF, 415 KB\]](#)

Exploring new ways to measure wellbeing: benefit to work transitions

August 2019



Description

This paper examines how wellbeing outcomes change when people transition from benefit into paid employment. Using SIA's methodology to connect wellbeing measures with social service usage, this study combines data from the New Zealand General Social Surveys with government administrative records.


Note: This is a working paper.

Link/PDF

[Exploring new ways to measure wellbeing: benefit to work transitions \[PDF, 1.2 MB\]](#)

Measuring the living standards of people receiving income-tested main benefits

August 2019



Description

To provide information on the living standards of individuals receiving income-tested main benefits compared with the working-age population not receiving an income-tested benefit, this paper uses data from the New Zealand General Social Surveys linked to government administrative records. A range of measures of hardship and wellbeing for individuals receiving a main benefit are considered.


Note: This is a working paper

Link/PDF

[Measuring the living standards of people receiving income-tested main benefits \[PDF, 492 KB\]](#)

What you told us

November 2018



Description

Findings of the 'Your voice, your data, your say' engagement on social wellbeing and the protection and use of data.

Link/PDF

[What you told us \[PDF, 802 KB\]](#)

[What you told us \[html\]](#)

[What you told us - Quick guide \[PDF, 416 KB\]](#)

From listening to learning

November 2018



Description

The steps we took to analyse and sum up what we heard from 'Your voice, your data, your say' engagement on investing for social wellbeing and the protection and use of data.

Link/PDF

[From listening to learning \[PDF, 476 KB\]](#)

Are we making a difference in the lives of New Zealanders – how will we know?

November 2018



Description

We're developing a new approach to analyse the impact of social services on the wellbeing of New Zealanders. This can help funders, providers and others understand whether these services are making a genuine and lasting difference to people's lives, and inform better decisions about where to focus effort to improve people's wellbeing.

Note: This is a working paper.

Link/PDF

[Are we making a difference in the lives of New Zealanders – how will we know? \[PDF, 1.8 MB\]](#)

Measuring the wellbeing impacts of public policy: social housing

November 2018



Description

Our new working paper 'Measuring the wellbeing impacts of public policy: social housing' examines the impact of placement in social housing on peoples' wellbeing. The paper tests a novel method of combining administrative and survey data to connect wellbeing measures with social service usage and includes preliminary results.

Note: This is a working paper.

Link/PDF

[Measuring the wellbeing impacts of public policy: social housing \[PDF, 1.3 MB\]](#)

Your voice, your data, your say: Summary engagement update part B

October 2018



Description

Included in this update is a summary of what we heard from service users and dedicated Māori and Pacific hui participants between 4th August and 7th September.

Link/PDF

[Summary engagement update part B \[PDF, 738 KB\]](#)

Your voice, your data, your say: Summary engagement update part A

August 2018



Description

Included in this update is a summary of what we heard from non-government organisations (NGOs)/service providers, regional government agency staff and a number of government agencies at a national level between 31st May and 3rd August.

Link/PDF

[Summary engagement update part A \[PDF, 547 KB\]](#)

Social housing test case

June 2017



Description

We've completed our first social investment test case: social housing. We crunched the numbers on social housing to help understand what benefits there are for those living in a social house.

Link/PDF

[Social housing test case \[html\]](#)

[Social housing technical report \[PDF, 2 MB\]](#)

[Peer review \(Tom Love, Sapere research group\) \[PDF, 127 KB\]](#)
